

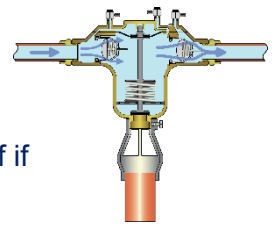
Things you need to know about RPZ valves



What are the water fittings regulations/byelaws?

These are national regulations protecting drinking water by ensuring plumbing systems are designed, installed and used safely.

This leaflet highlights things those responsible for plumbing systems should be aware of if thinking about installing or already have RPZ valves installed.



When do they apply to plumbing systems?

If a plumbing system has any form of mains water supply the regulations/byelaws apply.

How do you comply?

Probably the most important things to do if you are responsible for RPZ valves is to:

1. Familiarise yourself with the RPZ AIM. Consider whether an RPZ valve is right for you. Consent to install will always be conditional on compliance with the installation, testing and reporting requirements specified in this document.
2. Make sure the local water undertaker has been notified and consent to install has been granted.
3. Ensure all conditions of consent are met. These will include the RPZ valve being 'in-test' and this testing having been carried out by a competent RPZ tester using the correct test method and equipment.



For further information please refer to the FAQs on the Water Regs UK website www.waterregsuk.co.uk

Notification is a simple and essential check to help minimise the contamination risks to water supplies within premises as well as beyond. It also helps prevent waste of water.

Advanced notification of the installation, relocation or removal of an RPZ valve is a requirement of the RPZ AIM.

What are RPZ valves?


Also known as a BA device, RPZ valves are mechanical backflow prevention devices capable of providing protection, against both back pressure and back siphonage, up to and including fluid category 4.

Please note, only RPZ valves installed and tested in accordance with the AIM are considered as providing backflow protection.

What is the RPZ AIM?

Approved by water undertakers, and recognised by industry regulators, the RPZ AIM is a legal document specifying procedures for installing and testing of RPZ valves.

All mechanical devices require routine maintenance. As mechanical devices providing backflow protection in high risk situations it is important RPZ valves are regularly tested to verify they are working correctly. This procedure is called compliance



testing. It is undertaken at least annually and must be completed by a competent tester using test equipment satisfying a minimum specification.

Why do you have to notify?

The notification process will confirm whether you need an RPZ valve, and if so, the valve is appropriate, and where as well as how you are planning to install is suitable.

Installing or using RPZ valves without the required consent could result in enforcement action being taken by the water undertaker.

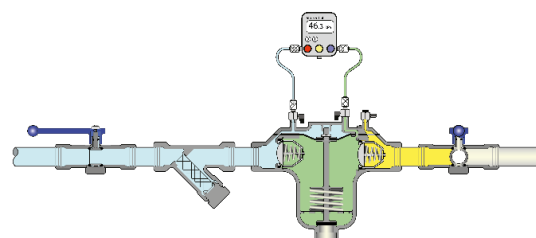
What are conditions of consent?

These are legal requirements which must be adhered to. In the case of RPZ valves these will include acceptable evidence of compliance with the RPZ AIM. For example, compliance testing by a competent tester at set intervals and notification of any changes involving the RPZ valve(s).

If you are responsible for an RPZ valve it is important to know what these conditions are. If in doubt contact the local water undertaker.

Is the RPZ valve in test?

Compliance testing must be carried out at set intervals. In test means the valve has undergone a satisfactory compliance testing within the required period. The test due date is the date by which the next test must be completed. Both test due date and compliance testing intervals are set by the water undertaker and cannot be changed without their consent.



Compliance testing of existing RPZ valves must be carried out no later than the test due date. RPZ valves requiring annual testing can be tested no earlier than 30 days prior to the test due date. Early testing of RPZ valves requiring more frequent testing must be agreed with the local water undertaker.

What is and how do I find a competent RPZ valve tester?

To be considered as competent a RPZ tester must have a recognised qualification in RPZ valve commissioning and/or compliance testing. Unless agreed otherwise, they should be a member of a recognised RPZ tester approved contractor scheme and must be able to demonstrate their test equipment satisfies a minimum specification, they should also have appropriate liability insurance.

Two of the ways to find a competent RPZ tester are to search the listings of approved contractor schemes which have an RPZ tester sector, or the WaterSafe website www.watersafe.org.uk.

Checklist



Notification

Does the local water undertaker know the RPZ valve exists and granted consent?



Conditions of consent ?

Do you understand your obligations? It might be helpful to maintain a technical file as well as test record card on site. This should include the letter of consent and any other correspondence from the local water undertaker, plus any certification issued by an approved contractor and/or RPZ testers.



Is the RPZ valve in test?

You should have received a reminder letter from your water supplier, if not get in touch with them. Check the RPZ tester used is competent and is using the correct test equipment.